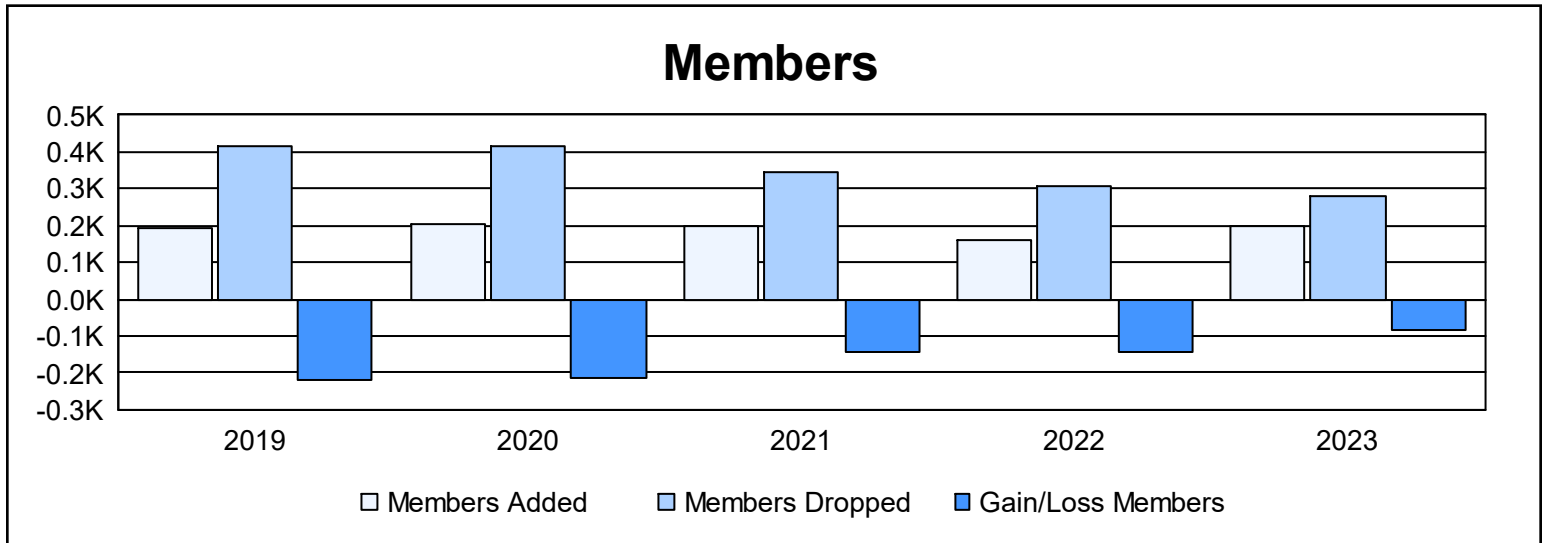
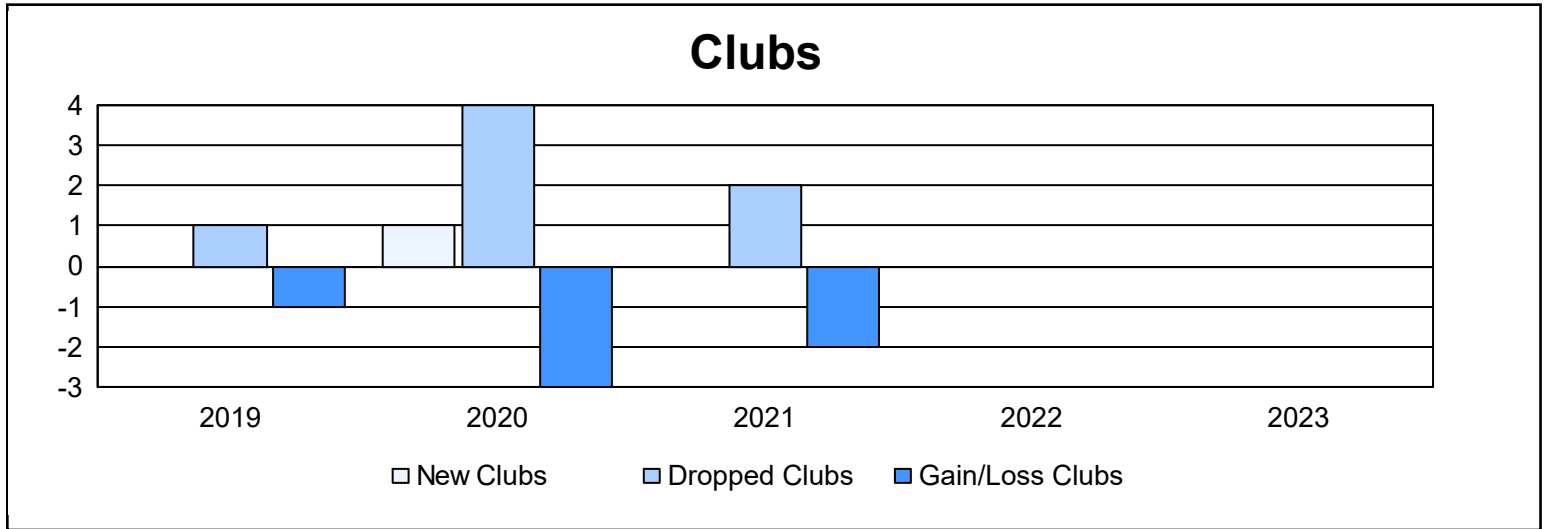
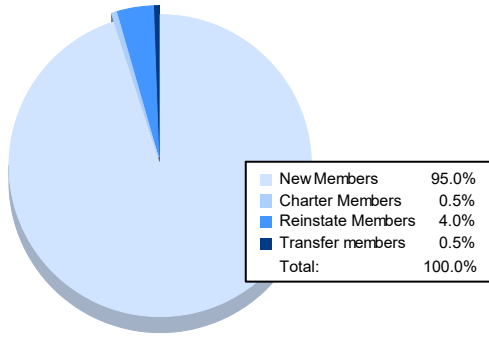


| Year | New Clubs | Dropped Clubs | Gain/ Loss Clubs | New Members | Charter Members | Reinstate Members | Transfer Members | Total Member Added | Total Members Dropped | Gain/ Loss Members |
|----------------|-----------|---------------|------------------|-------------|-----------------|-------------------|------------------|--------------------|-----------------------|--------------------|
| 2018-2019 | 0 | 1 | -1 | 176 | 0 | 8 | 11 | 195 | 416 | -221 |
| 2019-2020 | 1 | 4 | -3 | 170 | 21 | 10 | 3 | 204 | 416 | -212 |
| 2020-2021 | 0 | 2 | -2 | 184 | 2 | 5 | 7 | 198 | 344 | -146 |
| 2021-2022 | 0 | 0 | 0 | 147 | 1 | 12 | 3 | 163 | 308 | -145 |
| 2022-2023 | 0 | 0 | 0 | 189 | 1 | 8 | 1 | 199 | 281 | -82 |
| Average | 0 | 1 | -1 | 173 | 5 | 9 | 5 | 192 | 353 | -161 |



Membership Composition June 2023 Cumulative



Gender Composition June 2023 Cumulative

